





HOME PRACTICE – Language Level 2

Monday	Tuesday	Wednesday	Thursday	Friday	Saturday Sunday
<p>Synonyms are words that mean the same</p> <p>What are synonyms for these words?</p> <ul style="list-style-type: none"> • Difficult • Filthy • Correct 	<p>What do these sentences mean?</p> <ul style="list-style-type: none"> • You crack me up. • Don't spill the beans. • I'm Feeling blue • I have cold feet. 	<p><i>The elevator in the hospital is broken.</i></p> <ul style="list-style-type: none"> • What is the problem? • Why is it a problem? • What is a solution? 	<p>How are these objects alike/different?</p> <p>Strawberry – Blueberry Washer – Dryer Surfboard- Snowboard</p>	<p>Put these words in the correct order to make a sentence.</p> <ul style="list-style-type: none"> • store the went I to. • the flower plant garden the in. 	<p>Enjoy the weekend!</p> 
<p>Homonyms are words that are spelled the same with different meanings. Give 2 meanings for these words.</p> <ul style="list-style-type: none"> • Bat • Trunk • cold 	<p>Make up a story using these elements.</p> <p>DRAGON CAVE MAGIC BEANS</p>	<p>Use these conjunctions in a complete sentence.</p> <ul style="list-style-type: none"> • because • although • therefore 	<p>Predict what will happen next?</p> <ul style="list-style-type: none"> • Dad's alarm clock didn't go off. • Your cat is sick. 	<p>Change the verbs in these sentence to past tense.</p> <ul style="list-style-type: none"> • My cousin goes to camp • The ship is sinking. • The show begins in 5 minutes. 	<p>Enjoy the weekend!</p> 
<p>Homophones are words that sound the same but spelled differently. Give 2 meanings for these words.</p> <ul style="list-style-type: none"> • Blue – Blew • See – Sea • Flower - Flour 	<p>What do these sentences mean?</p> <ul style="list-style-type: none"> • Hold your horses • It's raining cats and dogs. • It's time to hit the road. • Zip your lip 	<p><i>You were invited to a birthday party and you can't find the invitation.</i></p> <ul style="list-style-type: none"> • What is the problem? • Why is it a problem? • What is a solution? 	<p>How are these objects alike/different?</p> <p>Hamburger – Hotdog Oven – Microwave Bee - bird</p>	<p>Put these words in the correct order to make a sentence.</p> <ul style="list-style-type: none"> • time go to it is. • Saturday tomorrow is. 	<p>Enjoy the weekend!</p> 
<p>A prefix is added to the beginning of words to change meaning. What are the prefixes in these sentence?</p> <ul style="list-style-type: none"> • Help me untie my shoe. • Keira got a new tricycle. 	<p>Make up a story using these elements.</p> <p>FRIENDS LOST DOG THE PARK</p>	<p>Use these prepositional phrases in a complete sentence.</p> <ul style="list-style-type: none"> • by the door • under your bed • on the front porch 	<p>Predict what will happen next?</p> <ul style="list-style-type: none"> • Mom forgot that she put cookies in the oven. • You forgot to put on sunscreen. 	<p>Change the verbs in the sentence to past tense.</p> <ul style="list-style-type: none"> • The fan blows cool air. • Josh throws the ball. • Grace takes a nap. 	<p>Enjoy the weekend!</p> 

Language

A little practice everyday helps your communication skills stay!



Practice 3-4 times weekly to help maintain your speech skills!

Terms of Use/Credits

THANK YOU FOR DOWNLOADING THIS PRODUCT!

Please don't forget to leave feedback and rating.

Created by Michelle Hinkle Ostrow M.S., CCC-SLP

Copyright, 2020 Speech Rocks

All rights reserved by author.

IMPORTANT! FOR INDIVIDUAL USE ONLY

By downloading this packet you have purchased the right to use it for your own personal use. You may print it as often as you wish for your students/classroom only. You may not copy, resell, or share downloads. If another teacher would like a copy please direct them to my store for their free copy :<http://www.teacherspayteachers.com/Store/Speech-Rocks>

Graphics from (THANK YOU!):


<http://www.mycutegraphics.com>

<https://openclipart.org/>

Public domain images

FONTS:

[https://www.teacherspayteachers.com/Store/Amanda-ByrneP;\[\]s](https://www.teacherspayteachers.com/Store/Amanda-ByrneP;[]s)



REMEMBER TO
WASH YOUR HANDS!

Follow "SPEECH ROCKS" for
more Rockin' Speech Materials.
<https://www.teacherspayteachers.com/Store/Speech-Rocks>

The cover of a teaching guide packet. It has a yellow background with white polka dots and a white dashed border. The title "DESCRIBING OBJECTS CONTRASTING OBJECTS TEACHING GUIDE & ACTIVITIES" is written in blue. Below the title is a grid of 14 icons representing different categories: Color (crayons), Size (two glasses), Shape (geometric shapes), Parts (ear), Texture/temperature (hand holding a hot object), Taste/smell (person smelling), Sound (person clapping), location (skateboard), Association (dog), Function (hand holding a pencil), Category (bird), Composition (table), Parts of speech (person pointing), and Other (question mark).

Created by: Michelle Hinkle Ostrow M.S., CCC-SLP
© Speech Rocks 2017
All rights reserved by author ~ Single user/classroom only