

Literary Analysis

THE NOVEL – SPLENDORS AND GLOOMS BY LAURA AMY SCHLITZ



Three Steps in building an analysis




Read and analyze

As you are reading the story

- Stop and ask questions throughout the reading
- Allows the reader to think about the specific area of focus
- Use any of the following to help.
 - Dialogue Journals
 - Color-Marking
 - Use of Sticky-notes
 - Character Charts

Gathering Details

- Students need to **review** their notes
 - **Interpret** their findings
 - **Draw** a conclusion that will help focus their **thesis** for the essay.
- 

Gathering Details - Determine a Thesis

- Creating a Thesis Statement
 - One sentence which says what your essay is about, what character you will be evaluating and how your character has changed.

Gathering Details

- When reviewing notes, after writing the thesis, make sure you
 - Only select evidence that applies to your analysis
 - Be sure you have enough evidence (more than two pieces) to defend your analysis
 - Give only details and facts from the book that show change in the character throughout the story


Select Direct Quotations

Once your facts are straight


- Search for good quotes.
- Write your quotes on your rough draft making sure you have used all of the proper quoting techniques
 - “... to show the leaving out of the beginning of the quote
 - ...” to show the leaving out of the end of the quote
 - (page number where quote is)

Writing of the Essay

Keep these in mind when you begin writing the essay:

- Effective Hooks – catch the reader’s attention
 - Use of Transition Words – make sure that the flow of the essay is smooth
 - Embedding Quotations – choosing quotes that effectively defend your analysis
- 

Writing Continued...

- Forming Paragraphs – good topic sentences, enough evidence in the paragraph, details clear and correct.
 - Establishing Context - the background information about the character – the title, author, name and gender of character, etc.
 - Revision – once written, put away for a day and re-read to get a fresh perspective. Peer edit as well.
- 

Keep in mind

Introduction

- Establish a context*
- Develop and include a thesis statement*

Body

- Elaborate on the details of the analysis*
- Support the thesis with evidence from the text*

Conclude

- End your essay with a satisfying conclusion, revisiting the thesis.*

Prompt – *Splendors and Glooms*

After reading *Splendors and Glooms*, we will select one of three characters, Parsefall, Clara, or Dr. Wintermute, and we will show through how this character has changed throughout the course of the novel, examining the motivation for this change and the end result for the character using class discussions, character charts, and evidence from the text.