

Name _____

Date _____

Time _____

Study
Link 7-2

Tenths and Hundredths




Family Note

Your child continues to work with decimals. Encourage him or her to think about ways to write money amounts. This is called dollars-and-cents notation. For example, \$0.07 (7 cents), \$0.09 (9 cents), and so on.



Write what each diagram shows.


1.



_____ hundredths

___ tenths ___ hundredths


2.



_____ hundredths

___ tenths ___ hundredths

3.



_____ hundredths

___ tenths ___ hundredths

Write the words as decimal numbers.

4. twenty-three hundredths

5. eight and four-tenths

6. thirty and twenty-hundredths

7. five-hundredths

Continue each pattern.

8. 0.1, 0.2, 0.3, _____, _____, _____, _____, _____

9. 0.01, 0.02, 0.03, _____, _____, _____, _____, _____

Practice



Write these problems on the back of this page. Solve. Show your work.

10. $621 - 118 =$ _____

11. $135 + 468 =$ _____