

## Home Link 7-6 Dollars and More






**Family Note:** Today we took a close look at a dollar bill. Since we have only begun to work with dollars, some of the problems on this page may be difficult for your child. If possible, use real money to model the problems. Start by counting the bills and coins in the example with your child.

*Please return this Home Link to school tomorrow.*

Show how you would pay for each item. Use  , , , or .

**Example:**

 <p><b>1.</b></p>	 <p><b>2.</b></p>	
<input type="text" value="\$1"/>		

3. Write this amount in two ways.

Total: \_\_\_\_\_¢                      \$\_\_\_\_\_.

Show this amount using fewer coins.

**Practice**

4. Circle the tens place. Is the number odd or even?

86 \_\_\_\_\_