

Home Link 8-3 Parts-and-Total Number Stories



Family Note: Today your child learned about another device to use when solving number stories. We call it a parts-and-total diagram. Parts-and-total diagrams are used to organize the information in problems in which two or more quantities (parts) are combined to form a total quantity.

Please return the **second page** of this Home Link to school tomorrow.




Large Suitcase
45 pounds



Small Suitcase
30 pounds



Backpack
17 pounds



Package
15 pounds

Use the weights shown in these pictures. Then do the following for each number story on the second page.

- ◆ Write the numbers you know in each parts-and-total diagram.
- ◆ Write “?” for the number you want to find.
- ◆ Answer the question.
- ◆ Write a number model.

Example:

Twelve fourth graders and 23 third graders are on a bus. How many children in all are on the bus?

The parts are known. The total is to be found.

Answer: 35 children

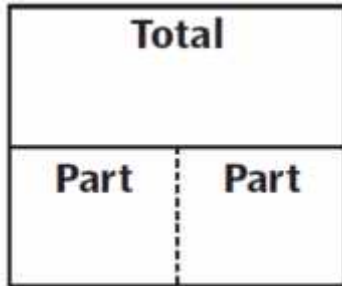
Possible number model: $12 + 23 = 35$

Total	
?	
Part	Part
12	23

Home Link 8-3 Parts-and-Total Number Stories *Continued*


1. You wear the backpack and carry the small suitcase. How many pounds do you carry in all?

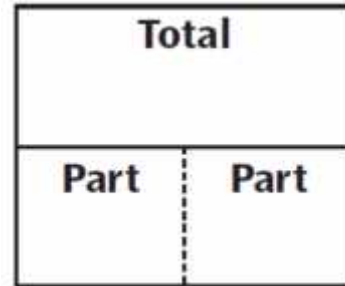
_____ pounds



Number model:

2. You carry the large suitcase and the small suitcase. How many pounds do you carry in all?

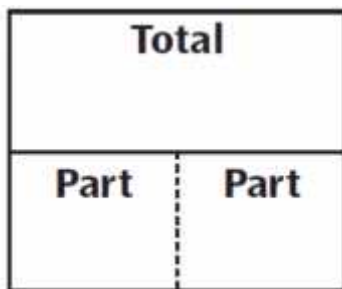
_____ pounds



Number model:

3. You carry the package and the large suitcase. How many pounds do you carry in all?

_____ pounds

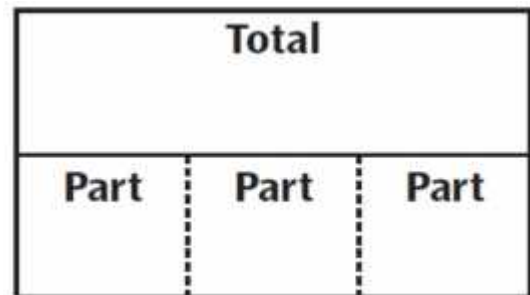


Number model:

Try This

4. You wear the backpack and carry both of the suitcases. How many pounds do you carry in all?

_____ pounds



Number model:
