

Name _____

Date _____

Home
Link 5-1

Equal Parts



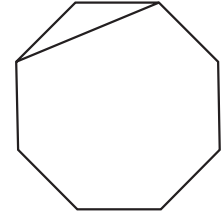
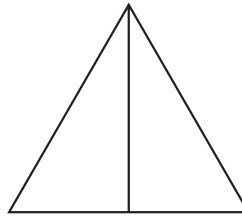
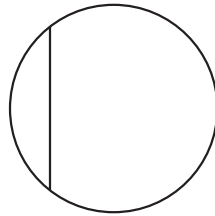
Family Note Ask your child to explain how he or she knows which figures are divided into equal fractional parts. Then help your child write fractions in the equal parts.

Please return this Home Link to school tomorrow.

Circle each shape that shows equal parts.
Write fractions in the equal parts.

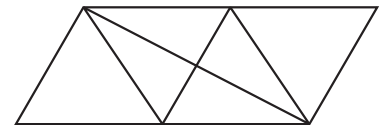
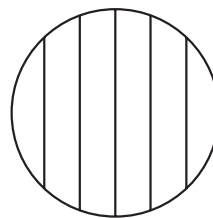
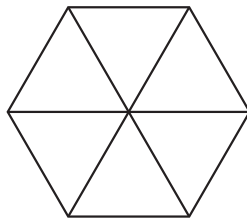
1.

halves



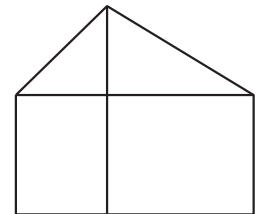
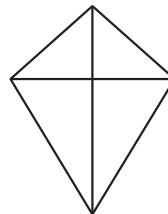
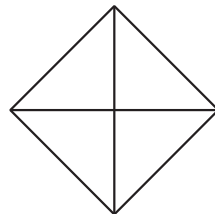
2.

sixths



3.

fourths



4. Draw a rectangle and divide it into thirds. Label the equal parts with unit fractions.