

Name \_\_\_\_\_

Date \_\_\_\_\_

Time \_\_\_\_\_

Home  
Link 5-4

## Fractions of Shapes

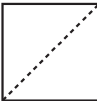


### Family Note

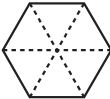
In today's lesson, your child compared pattern blocks, one of which represents ONE whole. As you work on this activity with your child, keep in mind that the shape below the ONE is a fractional part of the whole shape. Remind your child that the size of a fractional part of a whole depends on the size of the whole.

*Please return this Home Link to school tomorrow.*




1. If this shape is ONE, 


then  is what fraction of the shape? \_\_\_\_\_

2. If this shape is ONE, 

then  is what fraction of the shape? \_\_\_\_\_

### Try This

3. If this shape is ONE, 

then  is what fraction of the whole shape? \_\_\_\_\_

### Practice

Solve.

$8 \times 7 = \underline{\hspace{2cm}}$

$9 \times 4 = \underline{\hspace{2cm}}$

$5 \times 5 = \underline{\hspace{2cm}}$

$2 \times 9 = \underline{\hspace{2cm}}$

$7 \times 6 = \underline{\hspace{2cm}}$

$4 \times 8 = \underline{\hspace{2cm}}$

$6 \times 4 = \underline{\hspace{2cm}}$

$6 \times 6 = \underline{\hspace{2cm}}$

$3 \times 7 = \underline{\hspace{2cm}}$