


Study Link
4-3

Identify Fractional Parts




Each square flag below represents the ONE. Write the fractions that name each region inside each flag.

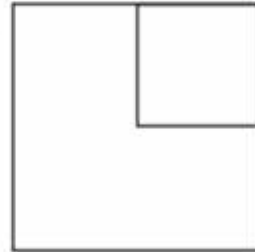
1.



2.



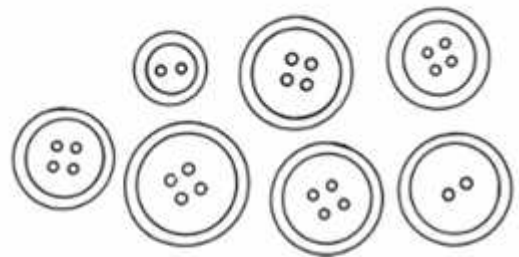
3.



Write the fractions.

4. _____ of the buttons have 4 holes.

5. _____ of the buttons have 2 holes.



Look for items around your home that have fractions or decimals on them, such as recipes, measuring cups, wrenches, package labels, or pictures in newspapers. Ask permission to bring them to school to display in our Fractions Museum.

Practice

Solve. Show your work.

6.
$$\begin{array}{r} 275 \\ - 88 \\ \hline \end{array}$$

7.
$$\begin{array}{r} 684 \\ - 97 \\ \hline \end{array}$$

8.
$$\begin{array}{r} 429 \\ - 237 \\ \hline \end{array}$$