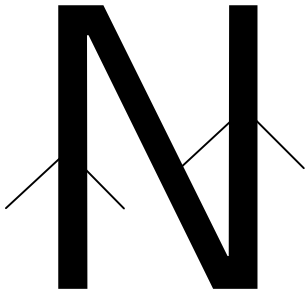



## Parallel Line Segments

Use highlighters, crayons, markers, or arrows to show which line segments are parallel in each letter. Some of the letters will have more than one parallel line segment; some of the letters will not have any, write none for these letters.


Example




1.



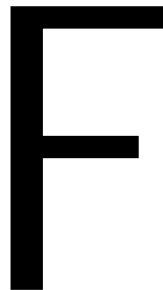
2.



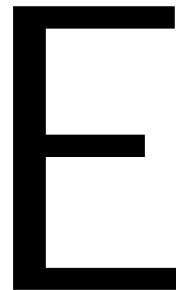
3.




4.



5.



6.



7.



8.

