

Determine Angle Values

Solve each problem.

1)



Which choice best represents $\angle ABC$?

- A. 67°
- B. 142°
- C. 100°
- D. 15°

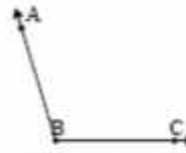
2)



Which choice best represents $\angle KLM$?

- A. 176°
- B. 79°
- C. 138°
- D. 21°

3)



Which choice best represents $\angle ABC$?

- A. 107°
- B. 180°
- C. 1°
- D. 41°

4)



Which choice best represents $\angle KLM$?

- A. 107°
- B. 82°
- C. 159°
- D. 0°

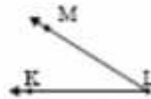
5)



Which choice best represents $\angle KLM$?

- A. 180°
- B. 51°
- C. 21°
- D. 84°

6)



Which choice best represents $\angle KLM$?

- A. 10°
- B. 62°
- C. 160°
- D. 32°

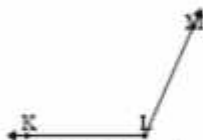
7)



Which choice best represents $\angle ABC$?

- A. 127°
- B. 18°
- C. 180°
- D. 98°

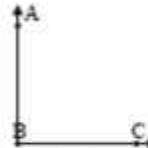
8)



Which choice best represents $\angle KLM$?

- A. 21°
- B. 160°
- C. 114°
- D. 0°

9)



Which choice best represents $\angle ABC$?

- A. 90°
- B. 115°
- C. 51°
- D. 30°

Answers

1. _____
2. _____
3. _____
4. _____
5. _____
6. _____
7. _____
8. _____
9. _____