

Fourth Grade Study Skills


1. Attend school everyday



2. Study in a place that is quiet, comfortable, and distraction free



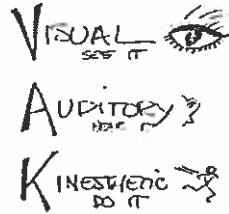
3. Find a "Study Buddy" in your class (Phone a friend)



4. Do easy assignments first



5. Match your learning styles with how you study



6. Use test taking strategies



7. Use note cards and review them up to 6 times



8. Stay positive




Learning Styles

What's Your Style?



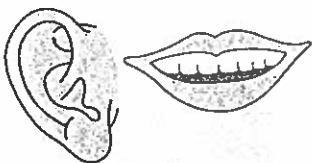
Kinesthetic (Body)
You learn best when able to move and physically do things.



Tactile (Feel/Touch)
You learn best by using your hands.



Visual (Eyes)
You learn best when able to see, watch, read, or view.



Auditory (Mouth/Ears)
You learn best by listening, speaking, or thinking out loud.

Did you know that everyone has a learning style? Most of us use a combination of styles, depending on what we are learning. How you learn, or your style, is just as important as what you learn.

In the column to your left are the four basic learning styles. Do you think you know which one fits you best? Chances are you have a combination of several learning styles, depending on what subject you are learning. Beside each subject, write the learning style, or combination of styles, that help you learn best.

English _____

Math _____

Science _____

Social Studies _____

Second Language _____

Visual and Performing Arts _____

Music _____

Physical Education _____