


## Dear Family,


This week your child is learning how to add and subtract like fractions.



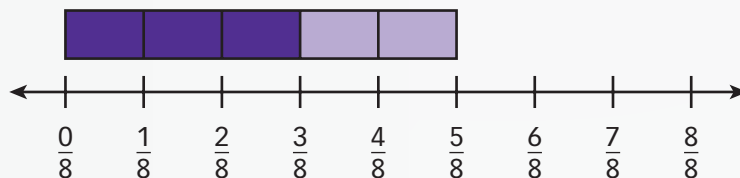
Like fractions have denominators that are the same.

**like fractions:**  $\frac{1}{4}$  and  $\frac{3}{4}$       **unlike fractions:**  $\frac{1}{2}$  and  $\frac{3}{4}$

To find the sum of like fractions, understand that you are just adding like units. Just as 3 apples plus 2 apples is 5 apples, 3 eighths plus 2 eighths is 5 eighths. Similarly, when you take away, or subtract, 2 eighths from 5 eighths, you have 3 eighths left.



You can also use a number line to understand adding and subtracting like fractions.



Remember that the denominator just names the units in the same way as “apples” names units. So,

- to add two fractions with the same denominator, the sum of the numerators tells how many of those units you have.
- to subtract two fractions with like denominators, the difference of the numerators tells how many of those units you have.

Invite your child to share what he or she knows about adding and subtracting fractions by doing the following activity together.

**NEXT**



## Add and Subtract Fractions Activity

Do an activity with your child to add and subtract fractions.

**Materials:** a bowl, a measuring cup, and the ingredients shown in the recipe

Follow the recipe below to make a creamy cracker spread or veggie dip. Then add and subtract fractions with these next steps.

- What fraction of a cup is the total amount of spread? ( $\frac{7}{8}$ )
- Spread  $\frac{1}{8}$  cup on crackers or veggies. How much spread is left? ( $\frac{6}{8}$ )
- Make up a simple recipe using fractions for someone else in the family to make.


### Recipe for Creamy Spread

#### Ingredients:

$\frac{5}{8}$  cup peanut butter

$\frac{2}{8}$  cup cream cheese

Crackers or veggies



#### Directions:

Mix the peanut butter and cream cheese together in a medium size bowl. Serve immediately with crackers or sliced fresh veggies. Enjoy!

