



March 16, 2020

Hello EPS student (Grade 1),

Keeping your head in the game is very important - even when you are not physically in your school building. We've created English Language Arts and Math packets to provide you with opportunities to enhance the skills you've been working on the past several months.

Some of the passages and/or questions may seem easy while others may be a bit challenging. It is important to complete the lessons to the best of your ability. We included a wide variety of topics and activities to keep you engaged.

You can work at your own pace. We don't expect you to complete everything in one day. If you finish the packet, our best advice is to read for pleasure.

When school begins again, simply bring these packets to your teachers for review.

If you need anything or have questions about the school closing, your parents can call our administration building at (814) 874-6000.

Be sure to take care of yourself. Get plenty of rest, eat well, and make sure you are washing your hands with soap and water several times a day.

We will see you all after the break.

Mr. Polito, Superintendent

Mrs. Habursky, Assistant Superintendent



Name: \_\_\_\_\_

Comprehension: Text Copy

## Things That Swim

I hope you kids like things that swim, be·cause this is the room where we keep all the fish.

The fish here are trout. A trout is a fish that swims in cool lakes and creeks. You can see that they have lots of spots and **marks**. The spots and **marks** help the trout hide. They make the trout look a lot like the sand on the bed of a creek.

Here's a big fish that makes all of the wee fish run and hide. This is a reef **shark**. It has that name be·cause it likes to make its home close to a reef, where there are lots of fish.

You can see that the reef **shark** has fins and a set of gills on its side. You can not see them from here, but this **shark** has lots of **sharp** teeth in its mouth.

Directions: Print and copy this page to provide students with a text-only copy of the story.



Would a reef shark bite you? Well, you are not the lunch that this shark would like best. A reef shark likes to feed on squid, crabs, and shrimp. But it would be smart not to get the reef shark mad at you all the same!



Name: \_\_\_\_\_

Comprehension: Text Copy

## Chimps

Next, let's see the chimps. We have ten chimps here at the Green Fern Zoo. You can see them all out there if you look **hard**.

The one you see here is Bess. She has a snack in **her** mouth. Bess and the rest of the chimps like to munch on plants, nuts, and seeds.

Do you see that chimp with the stick? That's **Bart**. **Bart** likes to have ants **for** lunch. To get the ants, he takes a stick and sticks it in an ant hill. Then he lifts it up and licks off the ants. Yum, yum!

The chimp with the rope in his hand is Max. He's just a babe. He was **born** in **March**. Bess is his mom.

Max is a lot of fun. He likes to swing on the rope and splash in the pool.

Directions: Print and copy this page to provide students with a text-only copy of the story.





The two chimps up on the rocks are **Carl** and **Norm**. **Carl** is the one on the left. **Carl** and **Norm** are pals. But they were not pals last week.

Last week we gave them a branch from a fig tree **for** lunch. **Norm** took the branch and ran off with it. He ate all of the figs. **Carl** was mad at **Norm** all week.

But that was last week. This week the two of them are pals.



Name: \_\_\_\_\_

Comprehension: Text Copy

## Mandrills

Here you can see two man·drills. Man·drills are a lot like chimps.

Do you like the red nose? The man·drill with the red nose is a male.

The man·drill on the left is groom·ing the male with the red nose. She is look·ing **for** ticks and bugs. Man·drills like groom·ing be·cause it makes them look good and feel good, too.

Look! One of the man·drills is yawn·ing! You can see that he has long, **sharp** teeth. Those **sharp** teeth help him chop up his food.

Man·drills like a lot of foods. We feed our man·drills ants, grass, nuts, **bark**, plant shoots, and roots.

Directions: Print and copy this page to provide students with a text-only copy of the story.



Man·drills have sacks in·side their cheeks. They can stuff food in the sacks and keep it there un·til they need a snack. Then they pop the food out and munch on it!



Name: \_\_\_\_\_

Comprehension: Text Copy

## Things with Wings

Next, let's see some things with wings.

This is a puff·in. He makes his home up **n**orth, not too **f**ar from the **N**orth Pole.

Look at those cute feet! But they are not just cute. The puff·in's feet help him swim.

Note, as well, his big bill. The puff·in can use his bill to get fish.

Puff·ins are **b**orn from eggs. The puff·in mom and dad sit on their egg. The mom sits. Then the dad sits. In the end, the chick pops out of the shell. The mom and dad take care of the chick un·til it can care **f**or it·self. Look! That puff·in has fish in **h**er bill! She will feed those fish to **h**er chick.

Directions: Print and copy this page to provide students with a text-only copy of the story.






In this next room, we have a finch. Un·like the puff·in, the finch makes a home in wood·lands. He can use his bill to snap up grass seeds for food.

I'm sad to tell you that the finch is gett·ing to be quite rare. We are proud to have five of them here at the Green Fern Zoo.



# A Cool Pool!

by ReadWorks



The day was hot. The sunshine was warm. Ava's mother filled the wading pool.

"May I get in?" Ava asked.


She jumped into her pool. Brrrr! It felt cold. This was not fun! Ava's mother called her for lunch. Later, Ava got back into her pool. Now the water felt warm. Ava splashed and laughed.

Name: \_\_\_\_\_ Date: \_\_\_\_\_

1. What is the weather like in the story?



*cool and cloudy*



*hot and sunny*

2. What is Ava doing today?




*swimming in her pool*



*playing at the park*

3. How did the water feel when Ava jumped into her pool in the morning?




*warm*



*cold*

4. How did the water feel when Ava got back into her pool after lunch?



*warm*



*cold*

5. When does Ava have fun splashing and laughing in her pool?
6. What did you learn from "A Cool Pool"?
7. Draw a picture of Ava splashing and laughing in her pool.

# A Dog Is a Mammal

by Rachelle Kreisman



Every dog is a mammal. All mammals have hair on their bodies. People, horses, and elephants are also mammals.

Hair protects a mammal's skin. The hair keeps skin from getting scraped. Hair also protects mammals from cold and heat.

What else makes an animal a mammal? Here are some examples.

Every mammal has a backbone. That bone is also called the spine.

Mammals are warm-blooded. That means the temperature in their bodies is warm and usually stays the same.

Female mammals make milk in their bodies. They feed the milk to their babies.

Name: \_\_\_\_\_ Date: \_\_\_\_\_

1. What does every mammal have?

- A. hair and a backbone
- B. scales
- C. a tail

2. This text describes the characteristics of mammals. Which of the following animals are mammals?

- A. birds, eagles, and penguins
- B. people, horses, and elephants
- C. snakes, lizards, and crocodiles

3. Mammals have hair and backbones. Dogs are mammals. Based on this information, what is true about dogs?

- A. Dogs have hair. Dogs do not have backbones.
- B. Dogs have both hair and backbones.
- C. Dogs have backbones. Dogs do not have hair.



4. What is "A Dog Is a Mammal" mostly about?

- A. how hair protects mammals
- B. dogs and other pets
- C. the characteristics of mammals

5. Name something that dogs and people have in common.

One thing that dogs and people have in common is

6. What did you learn from "A Dog Is a Mammal"?

**7. Class Discussion Question:** Explain whether a mammal's backbone or a mammal's hair would help it stay warm in cold weather. Use information from the text to support your answer.

8. Draw a picture of a mammal. Try to label something that makes it a mammal.



# Take Care of Your Teeth

by ReadWorks



You need healthy teeth. Do you know why? Your teeth help you eat. They help you talk.

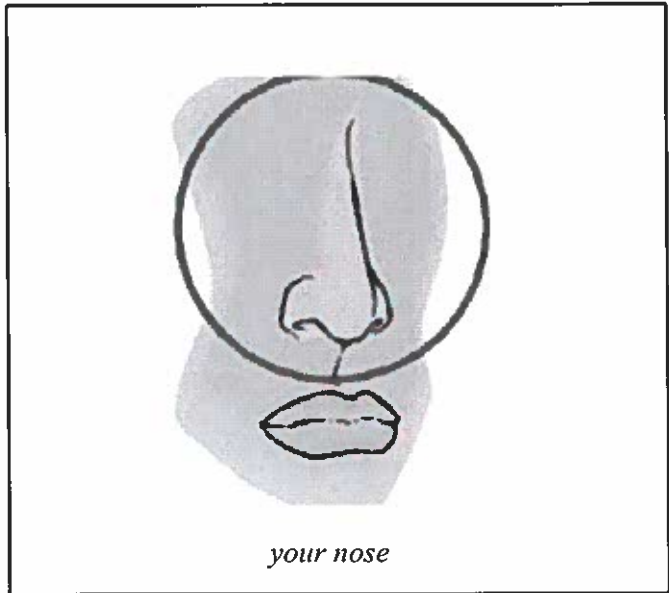
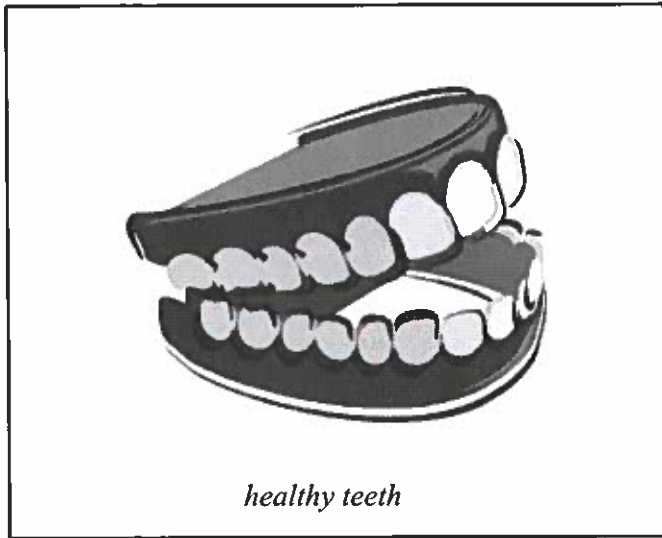
Here are some ways to care for your teeth:

- Brush your teeth after you eat.
- Eat healthful foods.
- Have a grown-up help you floss your teeth.
- Visit the dentist two times each year.


And don't forget to smile!

Name: \_\_\_\_\_ Date: \_\_\_\_\_

1. What do you need to help you eat and talk?



2. What should you do after you eat to care for your teeth?






3. What kind of food should you eat?



*healthy food*



*junk food*

4. Who can help you floss your teeth?



*a grown-up*



*your dog*

5. How many times should you visit the dentist each year?

6. What did you learn from "Take Care of Your Teeth!"?

7. Draw a person caring for his or her teeth.



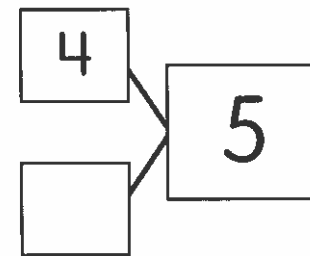
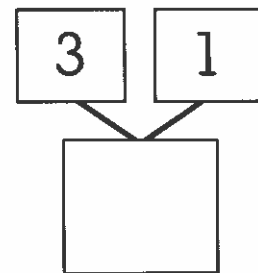
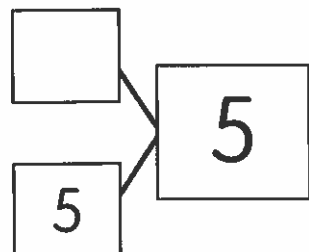
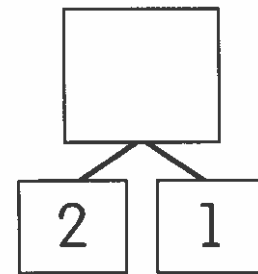
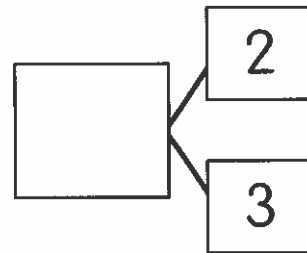
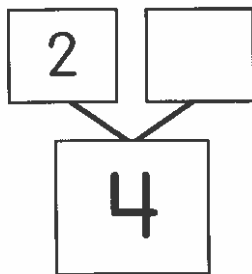
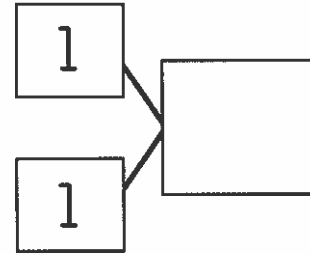
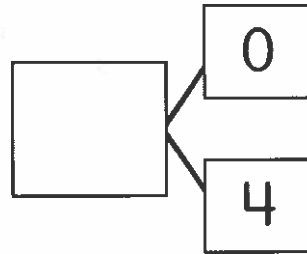
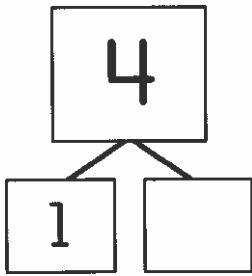
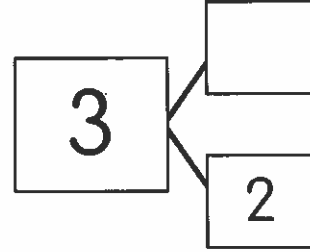
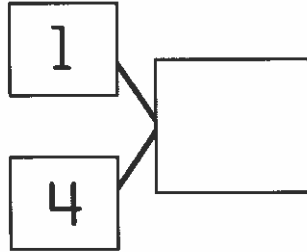
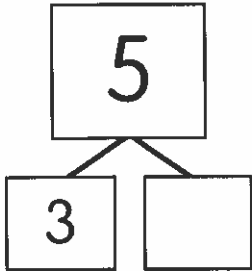
# Fluency Practice

## Table of Contents

	Page		Page
<b>Number Partners</b>		<b>Subtraction Facts</b> (continued)	
<b>Skills Practice</b>		<b>Repeated Reasoning</b>	
Number Partners to 5.....	338	Find Patterns When Subtracting from 10.....	357
Number Partners for 5 and 6.....	339	Find Patterns with Differences of 2.....	358
Number Partners for 7 and 8.....	340		
Number Partners for 9 and 10.....	341	<b>Addition and Subtraction Facts</b>	
Number Partners Within 10.....	342	<b>Skills Practice</b>	
<b>Repeated Reasoning</b>		Facts to 5.....	359
Find Number Partner Patterns in Addition.....	343	Facts for 6 and 7.....	360
Find Number Partner Patterns in Subtraction.....	344	Facts for 8 and 9.....	361
		Facts for 10.....	362
<b>Addition Facts</b>		Facts Within 10.....	363
<b>Skills Practice</b>		<b>Repeated Reasoning</b>	
Find Sums to 5.....	345	Find Patterns in Addition Facts.....	364
Find Sums of 6 and 7.....	346	Find Patterns in Subtraction Facts.....	365
Find Sums of 8 and 9.....	347		
Find Sums of 10.....	348	<b>Addition and Subtraction within 10</b>	
Find Sums Within 10.....	349	<b>Skills Practice</b>	
<b>Repeated Reasoning</b>		Add or Subtract Within 5.....	366
Find Patterns with Sums to 10.....	350	Add or Subtract with 6 and 7.....	367
Find Patterns in Number Partners.....	351	Add or Subtract with 8 and 9.....	368
		Add or Subtract with 10.....	369
<b>Subtraction Facts</b>		Add or Subtract Within 10.....	370
<b>Skills Practice</b>		<b>Repeated Reasoning</b>	
Subtract Within 5.....	352	Find Patterns in Addition.....	371
Subtract from 6 and 7.....	353	Find Patterns in Subtraction.....	372
Subtract from 8 and 9.....	354		
Subtract from 10.....	355		
Subtract Within 10.....	356		



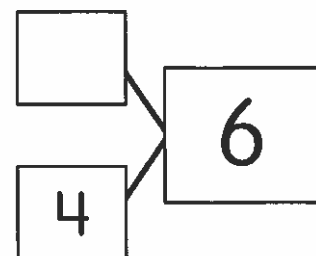
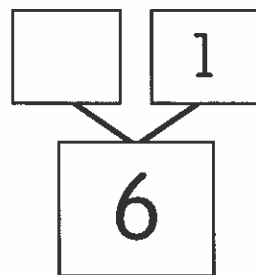
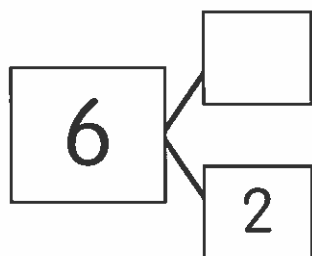
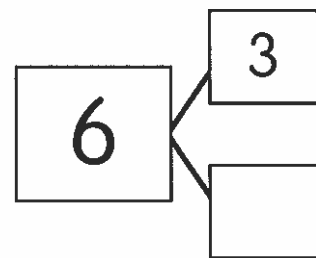
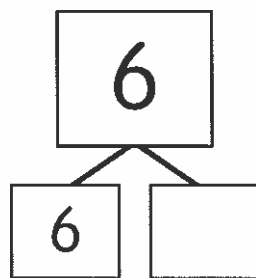
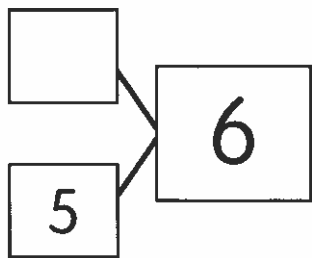
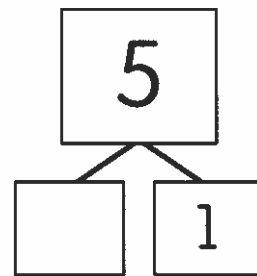
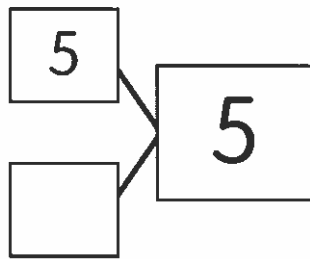
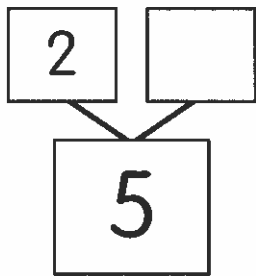
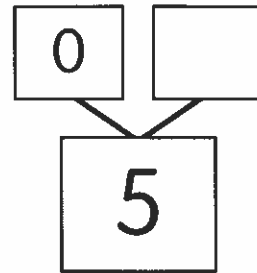
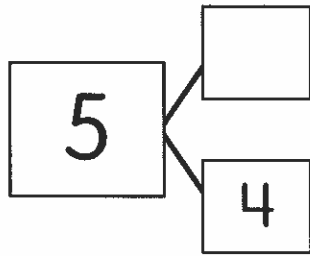
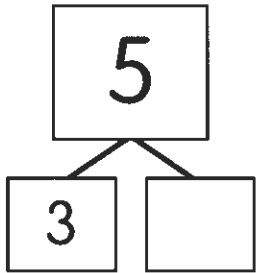
Complete each number bond.





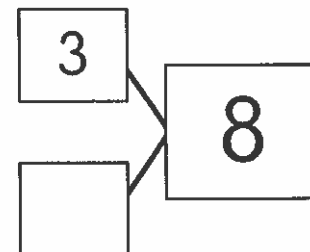
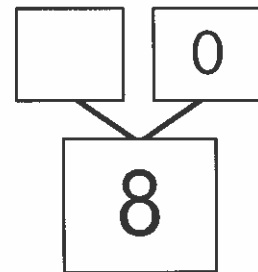
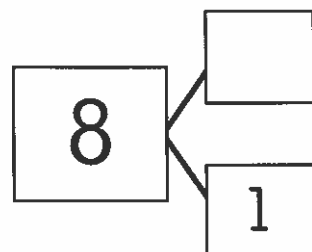
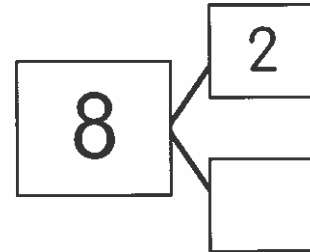
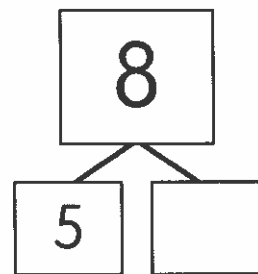
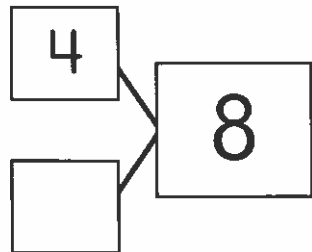
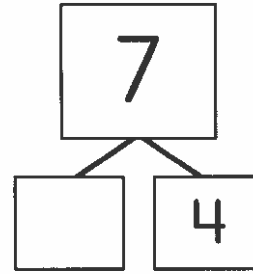
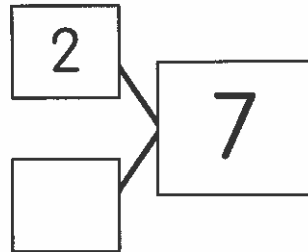
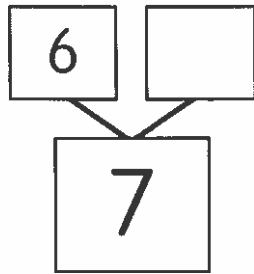
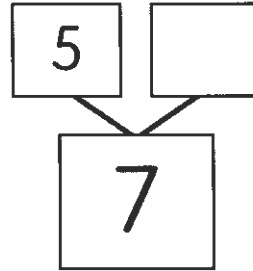
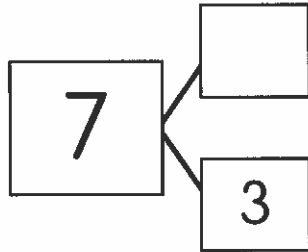
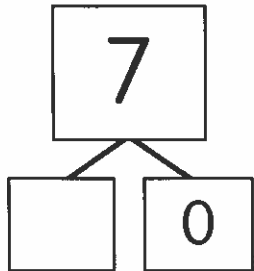
Name \_\_\_\_\_

Complete each number bond.

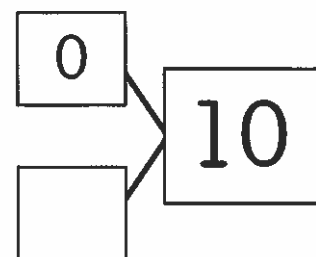
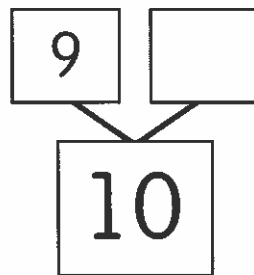
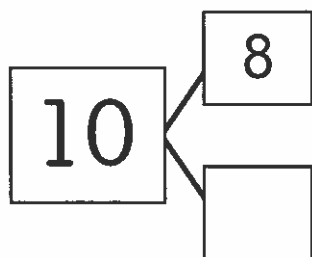
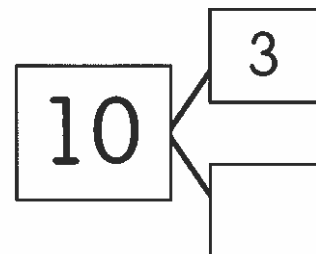
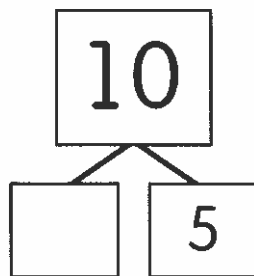
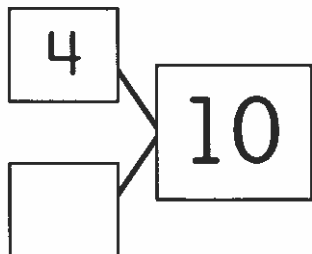
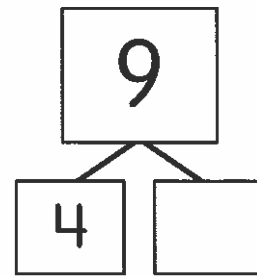
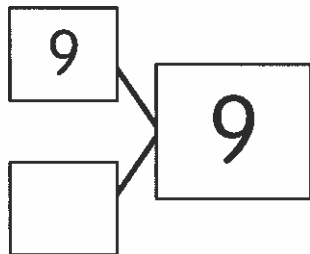
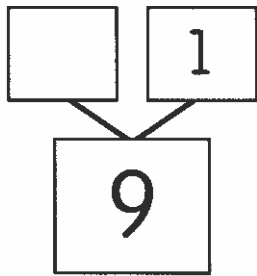
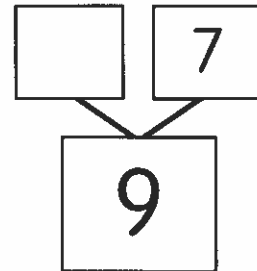
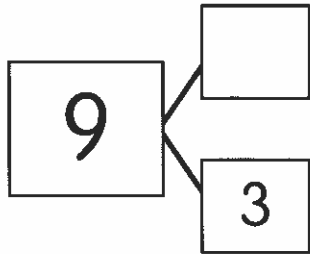
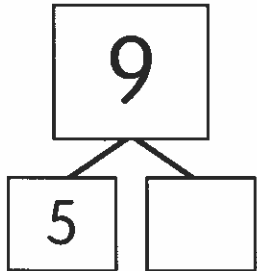


Name \_\_\_\_\_

Complete each number bond.

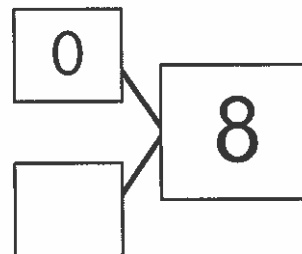
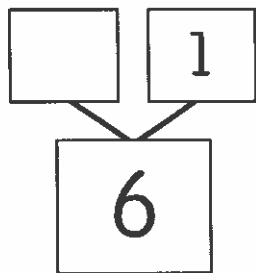
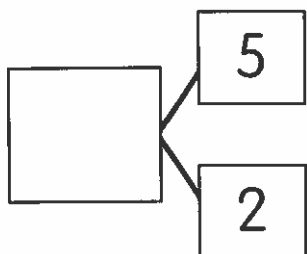
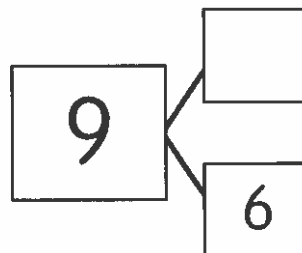
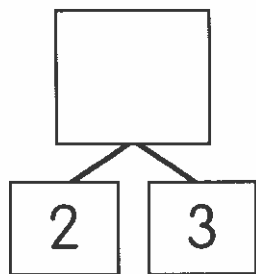
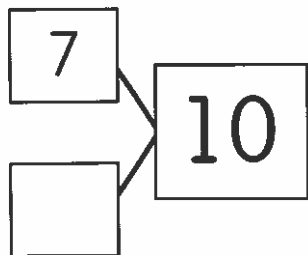
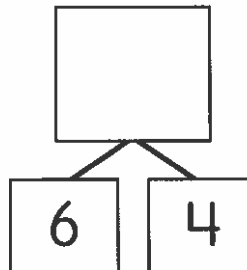
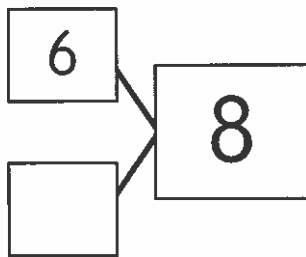
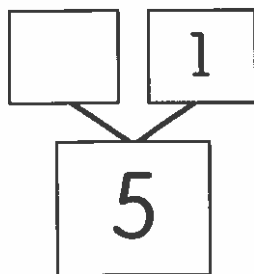
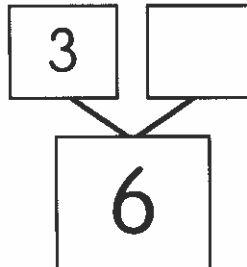
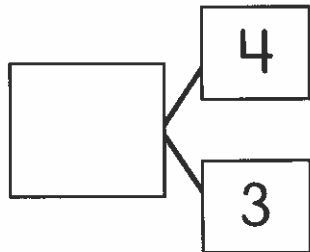
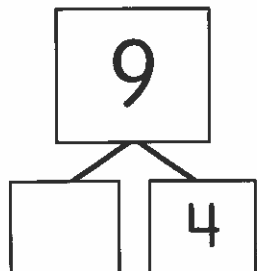


Complete each number bond.



Name \_\_\_\_\_

Complete each number bond.



**Complete each number sentence.**



$1 + \underline{\quad} = 8$

$7 + \underline{\quad} = 8$



$2 + \underline{\quad} = 8$

$6 + \underline{\quad} = 8$



$3 + \underline{\quad} = 8$

$5 + \underline{\quad} = 8$



$4 + \underline{\quad} = 8$



$1 + \underline{\quad} = 9$

$8 + \underline{\quad} = 9$



$2 + \underline{\quad} = 9$

$7 + \underline{\quad} = 9$



$3 + \underline{\quad} = 9$

$6 + \underline{\quad} = 9$



$4 + \underline{\quad} = 9$

$5 + \underline{\quad} = 9$

**Talk About It**

Look at the number sentences in each group.

How does the first number change?

How does the second number change?

What happens to the total?



**Complete each number sentence.**



$6 - 1 = \underline{\quad}$

$6 - 5 = \underline{\quad}$



$6 - 2 = \underline{\quad}$

$6 - 4 = \underline{\quad}$



$6 - 3 = \underline{\quad}$



$7 - 1 = \underline{\quad}$

$7 - 6 = \underline{\quad}$



$7 - 2 = \underline{\quad}$

$7 - 5 = \underline{\quad}$



$7 - 3 = \underline{\quad}$

$7 - 4 = \underline{\quad}$

### Talk About It

Look at the number sentences in each group.

How does the number being subtracted change?

How does the number you get change?

Complete each number bond.

Write two addition sentences.

<div style="border: 1px solid black; width: 40px; height: 40px; display: flex; align-items: center; justify-content: center; margin: 0 auto;">5</div>	_____ + _____ = _____		
<table border="0" style="margin: 0 auto;"> <tr> <td style="border: 1px solid black; width: 40px; height: 40px; display: flex; align-items: center; justify-content: center;"> </td> <td style="border: 1px solid black; width: 40px; height: 40px; display: flex; align-items: center; justify-content: center;">2</td> </tr> </table>		2	_____ + _____ = _____
	2		

<table border="0" style="margin: 0 auto;"> <tr> <td style="border: 1px solid black; width: 40px; height: 40px; display: flex; align-items: center; justify-content: center;"> </td> <td style="border: 1px solid black; width: 40px; height: 40px; display: flex; align-items: center; justify-content: center;">1</td> </tr> </table>		1	_____ + _____ = _____
	1		
<div style="border: 1px solid black; width: 40px; height: 40px; display: flex; align-items: center; justify-content: center; margin: 0 auto;">5</div>	_____ + _____ = _____		

<div style="border: 1px solid black; width: 40px; height: 40px; display: flex; align-items: center; justify-content: center; margin: 0 auto;">2</div>	_____ = _____ + _____		
<table border="0" style="margin: 0 auto;"> <tr> <td style="border: 1px solid black; width: 40px; height: 40px; display: flex; align-items: center; justify-content: center;">2</td> <td style="border: 1px solid black; width: 40px; height: 40px; display: flex; align-items: center; justify-content: center;"> </td> </tr> </table>	2		_____ = _____ + _____
2			

<table border="0" style="margin: 0 auto;"> <tr> <td style="border: 1px solid black; width: 40px; height: 40px; display: flex; align-items: center; justify-content: center;">3</td> <td style="border: 1px solid black; width: 40px; height: 40px; display: flex; align-items: center; justify-content: center;">1</td> </tr> </table>	3	1	_____ + _____ = _____
3	1		
<div style="border: 1px solid black; width: 40px; height: 40px; display: flex; align-items: center; justify-content: center; margin: 0 auto;"> </div>	_____ + _____ = _____		

<div style="border: 1px solid black; width: 40px; height: 40px; display: flex; align-items: center; justify-content: center; margin: 0 auto;">3</div>	_____ = _____ + _____		
<table border="0" style="margin: 0 auto;"> <tr> <td style="border: 1px solid black; width: 40px; height: 40px; display: flex; align-items: center; justify-content: center;">2</td> <td style="border: 1px solid black; width: 40px; height: 40px; display: flex; align-items: center; justify-content: center;"> </td> </tr> </table>	2		_____ = _____ + _____
2			

<div style="border: 1px solid black; width: 40px; height: 40px; display: flex; align-items: center; justify-content: center; margin: 0 auto;"> </div>	_____ = _____ + _____		
<table border="0" style="margin: 0 auto;"> <tr> <td style="border: 1px solid black; width: 40px; height: 40px; display: flex; align-items: center; justify-content: center;">4</td> <td style="border: 1px solid black; width: 40px; height: 40px; display: flex; align-items: center; justify-content: center;">0</td> </tr> </table>	4	0	_____ = _____ + _____
4	0		

<div style="border: 1px solid black; width: 40px; height: 40px; display: flex; align-items: center; justify-content: center; margin: 0 auto;"> </div>	_____ = _____ + _____		
<table border="0" style="margin: 0 auto;"> <tr> <td style="border: 1px solid black; width: 40px; height: 40px; display: flex; align-items: center; justify-content: center;">3</td> <td style="border: 1px solid black; width: 40px; height: 40px; display: flex; align-items: center; justify-content: center;">0</td> </tr> </table>	3	0	_____ = _____ + _____
3	0		

<table border="0" style="margin: 0 auto;"> <tr> <td style="border: 1px solid black; width: 40px; height: 40px; display: flex; align-items: center; justify-content: center;">0</td> <td style="border: 1px solid black; width: 40px; height: 40px; display: flex; align-items: center; justify-content: center;"> </td> </tr> </table>	0		_____ + _____ = _____
0			
<div style="border: 1px solid black; width: 40px; height: 40px; display: flex; align-items: center; justify-content: center; margin: 0 auto;">5</div>	_____ + _____ = _____		



Complete each number bond.

Write two addition sentences.

6	___ + ___ = ___		
<table border="1"> <tr> <td style="width: 50px; height: 50px;"></td> <td style="width: 50px; height: 50px; text-align: center;">4</td> </tr> </table>		4	___ + ___ = ___
	4		

6	___ + ___ = ___		
<table border="1"> <tr> <td style="width: 50px; height: 50px; text-align: center;">1</td> <td style="width: 50px; height: 50px;"></td> </tr> </table>	1		___ + ___ = ___
1			

<table border="1"> <tr> <td style="width: 50px; height: 50px;"></td> <td style="width: 50px; height: 50px; text-align: center;">7</td> </tr> </table>		7	___ = ___ + ___
	7		
7	___ = ___ + ___		

0	<table border="1"> <tr> <td style="width: 50px; height: 50px;"></td> </tr> </table>		___ = ___ + ___
6		___ = ___ + ___	

7	___ + ___ = ___		
<table border="1"> <tr> <td style="width: 50px; height: 50px; text-align: center;">4</td> <td style="width: 50px; height: 50px;"></td> </tr> </table>	4		___ + ___ = ___
4			

<table border="1"> <tr> <td style="width: 50px; height: 50px;"></td> </tr> </table>		___ = ___ + ___	
<table border="1"> <tr> <td style="width: 50px; height: 50px; text-align: center;">2</td> <td style="width: 50px; height: 50px; text-align: center;">5</td> </tr> </table>	2	5	___ = ___ + ___
2	5		

<table border="1"> <tr> <td style="width: 50px; height: 50px;"></td> </tr> </table>		___ = ___ + ___	
<table border="1"> <tr> <td style="width: 50px; height: 50px; text-align: center;">6</td> <td style="width: 50px; height: 50px; text-align: center;">1</td> </tr> </table>	6	1	___ = ___ + ___
6	1		

2	<table border="1"> <tr> <td style="width: 50px; height: 50px;"></td> </tr> </table>		___ + ___ = ___
6		___ + ___ = ___	



**Complete each number bond.**  
**Write two addition sentences.**

<div style="border: 1px solid black; width: 40px; height: 40px; margin: 0 auto; display: flex; align-items: center; justify-content: center; font-size: 24px;">8</div>	_____ + _____ = _____		
<table border="0" style="margin: 0 auto;"> <tr> <td style="border: 1px solid black; width: 40px; height: 40px;"></td> <td style="border: 1px solid black; width: 40px; height: 40px; text-align: center; font-size: 24px;">1</td> </tr> </table>		1	_____ + _____ = _____
	1		

<table border="0" style="margin: 0 auto;"> <tr> <td style="border: 1px solid black; width: 40px; height: 40px;"></td> <td style="border: 1px solid black; width: 40px; height: 40px; text-align: center; font-size: 24px;">4</td> </tr> </table>		4	_____ + _____ = _____
	4		
<div style="border: 1px solid black; width: 60px; height: 60px; margin: 0 auto; display: flex; align-items: center; justify-content: center; font-size: 36px;">9</div>	_____ + _____ = _____		

<table border="0" style="margin: 0 auto;"> <tr> <td style="border: 1px solid black; width: 40px; height: 40px; text-align: center; font-size: 24px;">7</td> <td style="border: 1px solid black; width: 40px; height: 40px; text-align: center; font-size: 24px;">2</td> </tr> </table>	7	2	_____ = _____ + _____
7	2		
<div style="border: 1px solid black; width: 60px; height: 60px; margin: 0 auto;"></div>	_____ = _____ + _____		

<div style="border: 1px solid black; width: 60px; height: 60px; margin: 0 auto;"></div>	_____ + _____ = _____		
<table border="0" style="margin: 0 auto;"> <tr> <td style="border: 1px solid black; width: 40px; height: 40px; text-align: center; font-size: 24px;">6</td> <td style="border: 1px solid black; width: 40px; height: 40px; text-align: center; font-size: 24px;">3</td> </tr> </table>	6	3	_____ + _____ = _____
6	3		

<div style="border: 1px solid black; width: 60px; height: 60px; margin: 0 auto;"></div>	_____ = _____ + _____		
<table border="0" style="margin: 0 auto;"> <tr> <td style="border: 1px solid black; width: 40px; height: 40px; text-align: center; font-size: 24px;">5</td> <td style="border: 1px solid black; width: 40px; height: 40px; text-align: center; font-size: 24px;">3</td> </tr> </table>	5	3	_____ = _____ + _____
5	3		

<div style="border: 1px solid black; width: 60px; height: 60px; margin: 0 auto; display: flex; align-items: center; justify-content: center; font-size: 36px;">8</div>	_____ = _____ + _____		
<table border="0" style="margin: 0 auto;"> <tr> <td style="border: 1px solid black; width: 40px; height: 40px;"></td> <td style="border: 1px solid black; width: 40px; height: 40px; text-align: center; font-size: 24px;">6</td> </tr> </table>		6	_____ = _____ + _____
	6		

<div style="border: 1px solid black; width: 60px; height: 60px; margin: 0 auto;"></div>	_____ = _____ + _____		
<table border="0" style="margin: 0 auto;"> <tr> <td style="border: 1px solid black; width: 40px; height: 40px; text-align: center; font-size: 24px;">8</td> <td style="border: 1px solid black; width: 40px; height: 40px; text-align: center; font-size: 24px;">0</td> </tr> </table>	8	0	_____ = _____ + _____
8	0		

<table border="0" style="margin: 0 auto;"> <tr> <td style="border: 1px solid black; width: 40px; height: 40px; text-align: center; font-size: 24px;">1</td> <td style="border: 1px solid black; width: 40px; height: 40px;"></td> </tr> </table>	1		_____ + _____ = _____
1			
<div style="border: 1px solid black; width: 60px; height: 60px; margin: 0 auto; display: flex; align-items: center; justify-content: center; font-size: 36px;">9</div>	_____ + _____ = _____		



Complete each number bond.

Write one or two addition sentences.

<div style="border: 1px solid black; width: 40px; height: 40px; margin: 0 auto; display: flex; align-items: center; justify-content: center; font-size: 24px;">10</div>	_____ = _____ + _____			
<table border="0" style="margin: 0 auto;"> <tr> <td style="border: 1px solid black; width: 40px; height: 40px;"></td> <td style="padding: 0 10px;">+</td> <td style="border: 1px solid black; width: 40px; height: 40px; display: flex; align-items: center; justify-content: center; font-size: 24px;">9</td> </tr> </table>		+	9	_____ = _____ + _____
	+	9		

<table border="0" style="margin: 0 auto;"> <tr> <td style="border: 1px solid black; width: 40px; height: 40px; display: flex; align-items: center; justify-content: center; font-size: 24px;">6</td> <td style="padding: 0 10px;">+</td> <td style="border: 1px solid black; width: 40px; height: 40px; display: flex; align-items: center; justify-content: center; font-size: 24px;">4</td> </tr> </table>	6	+	4	_____ = _____ + _____
6	+	4		
<div style="border: 1px solid black; width: 60px; height: 60px; margin: 0 auto; display: flex; align-items: center; justify-content: center; font-size: 24px;"> <span style="font-size: 48px;">}</span> </div>	_____ = _____ + _____			

<div style="border: 1px solid black; width: 40px; height: 40px; margin: 0 auto; display: flex; align-items: center; justify-content: center; font-size: 24px;">10</div>	_____ + _____ = _____			
<table border="0" style="margin: 0 auto;"> <tr> <td style="border: 1px solid black; width: 40px; height: 40px;"></td> <td style="padding: 0 10px;">+</td> <td style="border: 1px solid black; width: 40px; height: 40px; display: flex; align-items: center; justify-content: center; font-size: 24px;">0</td> </tr> </table>		+	0	_____ + _____ = _____
	+	0		

<table border="0" style="margin: 0 auto;"> <tr> <td style="border: 1px solid black; width: 40px; height: 40px; display: flex; align-items: center; justify-content: center; font-size: 24px;">8</td> <td style="padding: 0 10px;">+</td> <td style="border: 1px solid black; width: 40px; height: 40px;"></td> </tr> </table>	8	+		_____ = _____ + _____
8	+			
<div style="border: 1px solid black; width: 60px; height: 60px; margin: 0 auto; display: flex; align-items: center; justify-content: center; font-size: 24px;"> <span style="font-size: 48px;">}</span> </div>	_____ = _____ + _____			

<div style="border: 1px solid black; width: 60px; height: 60px; margin: 0 auto; display: flex; align-items: center; justify-content: center; font-size: 24px;"> <span style="font-size: 48px;">}</span> </div>	_____ + _____ = _____			
<table border="0" style="margin: 0 auto;"> <tr> <td style="border: 1px solid black; width: 40px; height: 40px; display: flex; align-items: center; justify-content: center; font-size: 24px;">7</td> <td style="padding: 0 10px;">+</td> <td style="border: 1px solid black; width: 40px; height: 40px; display: flex; align-items: center; justify-content: center; font-size: 24px;">3</td> </tr> </table>	7	+	3	_____ + _____ = _____
7	+	3		

<div style="border: 1px solid black; width: 60px; height: 60px; margin: 0 auto; display: flex; align-items: center; justify-content: center; font-size: 24px;"> <span style="font-size: 48px;">}</span> </div>	_____ + _____ = _____			
<table border="0" style="margin: 0 auto;"> <tr> <td style="border: 1px solid black; width: 40px; height: 40px;"></td> <td style="padding: 0 10px;">+</td> <td style="border: 1px solid black; width: 40px; height: 40px; display: flex; align-items: center; justify-content: center; font-size: 24px;">5</td> </tr> </table>		+	5	_____ + _____ = _____
	+	5		

**Complete each number sentence.**

**1**  $1 + 8 = \underline{\quad}$       **2**  $3 = \underline{\quad} + 0$       **3**  $4 + \underline{\quad} = 7$

**4**  $2 + \underline{\quad} = 7$       **5**  $0 + 4 = \underline{\quad}$       **6**  $6 + 2 = \underline{\quad}$

**7**  $\underline{\quad} = 6 + 0$       **8**  $\underline{\quad} + 4 = 9$       **9**  $\underline{\quad} = 2 + 1$

**10**  $0 + 1 = \underline{\quad}$       **11**  $\underline{\quad} = 1 + 6$       **12**  $10 = 5 + \underline{\quad}$

**13**  $\underline{\quad} + 1 = 8$       **14**  $2 + \underline{\quad} = 2$       **15**  $1 + 1 = \underline{\quad}$

**16**  $5 = 4 + \underline{\quad}$       **17**  $10 = 0 + \underline{\quad}$       **18**  $\underline{\quad} + 3 = 5$

**19**  $\underline{\quad} = 3 + 3$       **20**  $1 + 3 = \underline{\quad}$       **21**  $\underline{\quad} = 5 + 3$

**22**  $4 + 6 = \underline{\quad}$       **23**  $9 = 3 + \underline{\quad}$       **24**  $4 + 2 = \underline{\quad}$



**Complete each number sentence.**

**Look for patterns.**

$0 + 0 = \underline{\quad}$

$1 + 0 = \underline{\quad}$

$2 + 1 = \underline{\quad}$

$0 + 1 = \underline{\quad}$

$1 + 1 = \underline{\quad}$

$2 + 2 = \underline{\quad}$

$1 + 2 = \underline{\quad}$

$2 + 3 = \underline{\quad}$

$3 + 2 = \underline{\quad}$

$4 + 3 = \underline{\quad}$

$5 + 4 = \underline{\quad}$

$3 + 3 = \underline{\quad}$

$4 + 4 = \underline{\quad}$

$5 + 5 = \underline{\quad}$

$3 + 4 = \underline{\quad}$

$4 + 5 = \underline{\quad}$

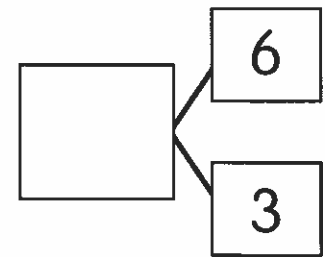
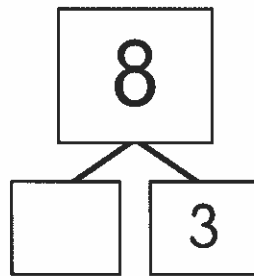
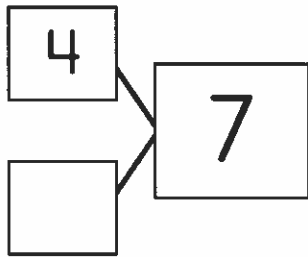
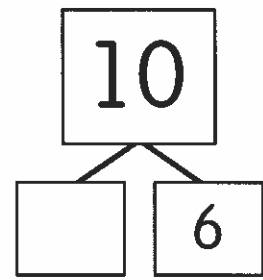
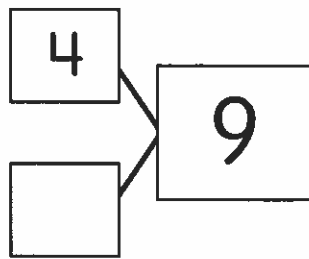
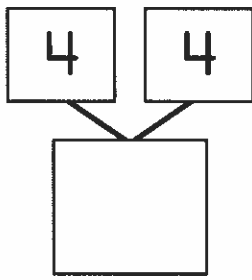
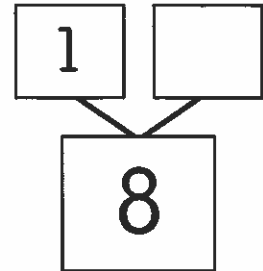
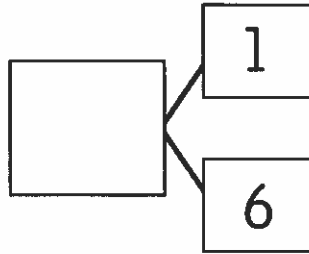
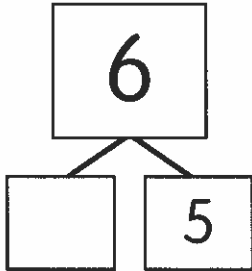
$5 + 6 = \underline{\quad}$

### Talk About It

How can you use the total of  $4 + 4$  to find  $4 + 5$ ?

How can you use the total of  $4 + 4$  to find  $4 + 3$ ?

**Complete each number bond.**



**Talk About It**

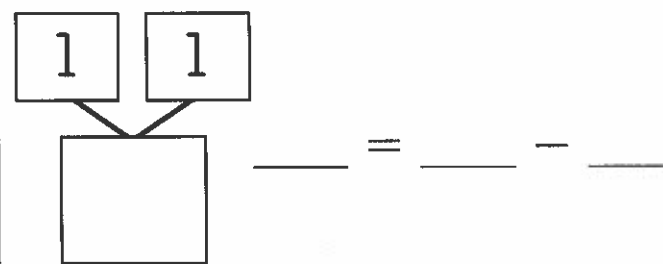
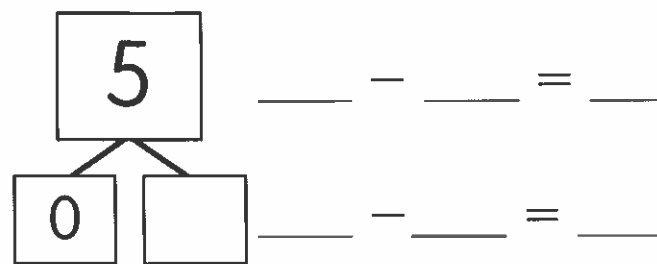
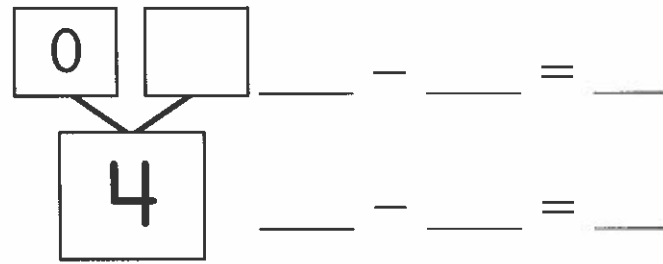
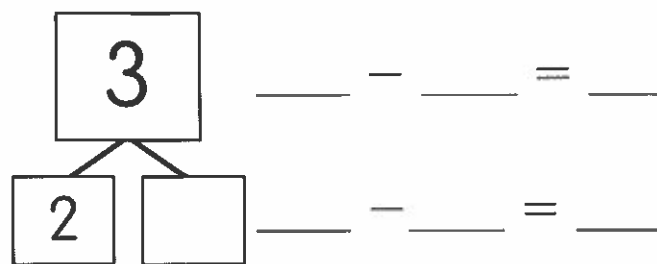
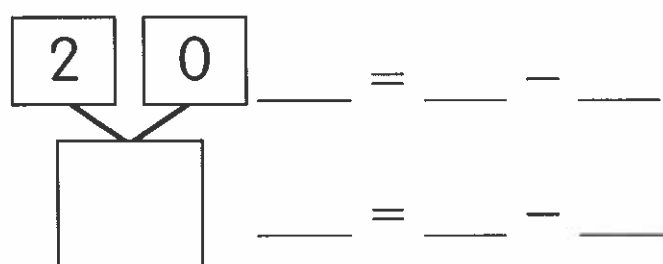
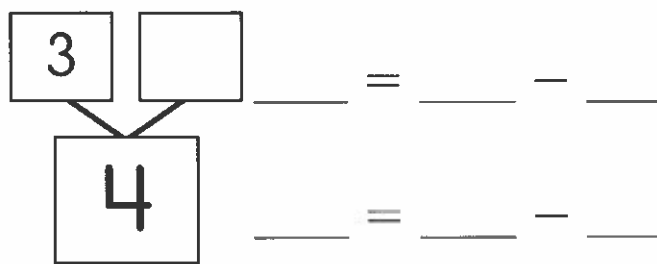
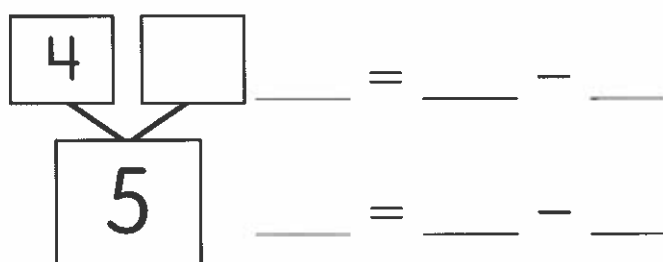
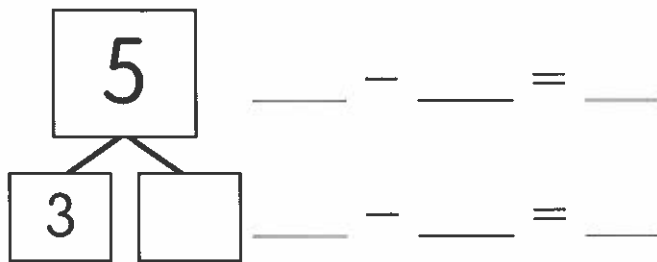
How do the numbers you add change across each row?

How do the totals change across each row?



Complete each number bond.

Write one or two subtraction sentences.



Name \_\_\_\_\_

**Complete each number bond.**

**Write one or two subtraction sentences.**

6	_____ = _____ - _____
3 <input type="text"/>	_____ = _____ - _____

7	_____ = _____ - _____
<input type="text"/> 1	_____ = _____ - _____

6	_____ - _____ = _____
<input type="text"/> 4	_____ - _____ = _____

5    1	_____ = _____ - _____
<input type="text"/>	_____ = _____ - _____

7	_____ - _____ = _____
3 <input type="text"/>	_____ - _____ = _____

7	_____ - _____ = _____
<input type="text"/> 5	_____ - _____ = _____

6	_____ - _____ = _____
0 <input type="text"/>	_____ - _____ = _____

7    0	_____ = _____ - _____
<input type="text"/>	_____ = _____ - _____



Complete each number bond.

Write two subtraction sentences.

8	_____ - _____ = _____		
<table border="1"> <tr> <td style="width: 50px; height: 50px;"></td> <td style="width: 50px; height: 50px; text-align: center;">3</td> </tr> </table>		3	_____ - _____ = _____
	3		

8	_____ - _____ = _____		
<table border="1"> <tr> <td style="width: 50px; height: 50px;"></td> <td style="width: 50px; height: 50px; text-align: center;">7</td> </tr> </table>		7	_____ - _____ = _____
	7		

<table border="1"> <tr> <td style="width: 50px; height: 50px; text-align: center;">2</td> <td style="width: 50px; height: 50px; text-align: center;">7</td> </tr> </table>	2	7	_____ = _____ - _____
2	7		
<table border="1"> <tr> <td style="width: 100px; height: 50px;"></td> </tr> </table>		_____ = _____ - _____	

8	_____ = _____ - _____		
<table border="1"> <tr> <td style="width: 50px; height: 50px;"></td> <td style="width: 50px; height: 50px; text-align: center;">2</td> </tr> </table>		2	_____ = _____ - _____
	2		

<table border="1"> <tr> <td style="width: 100px; height: 50px;"></td> </tr> </table>		_____ - _____ = _____	
<table border="1"> <tr> <td style="width: 50px; height: 50px; text-align: center;">5</td> <td style="width: 50px; height: 50px; text-align: center;">4</td> </tr> </table>	5	4	_____ - _____ = _____
5	4		

9	_____ = _____ - _____		
<table border="1"> <tr> <td style="width: 50px; height: 50px; text-align: center;">6</td> <td style="width: 50px; height: 50px;"></td> </tr> </table>	6		_____ = _____ - _____
6			

8	_____ - _____ = _____		
<table border="1"> <tr> <td style="width: 50px; height: 50px; text-align: center;">0</td> <td style="width: 50px; height: 50px;"></td> </tr> </table>	0		_____ - _____ = _____
0			

<table border="1"> <tr> <td style="width: 50px; height: 50px; text-align: center;">8</td> <td style="width: 50px; height: 50px; text-align: center;">1</td> </tr> </table>	8	1	_____ = _____ - _____
8	1		
<table border="1"> <tr> <td style="width: 100px; height: 50px;"></td> </tr> </table>		_____ = _____ - _____	



Name \_\_\_\_\_

**Complete each number bond.**

**Write one or two subtraction sentences.**

10	_____ - _____ = _____		
<table border="1"> <tr> <td style="text-align: center;">2</td> <td style="text-align: center;">□</td> </tr> </table>	2	□	_____ - _____ = _____
2	□		

10	_____ = _____ - _____		
<table border="1"> <tr> <td style="text-align: center;">□</td> <td style="text-align: center;">5</td> </tr> </table>	□	5	_____ = _____ - _____
□	5		

9	1	_____ = _____ - _____	
<table border="1"> <tr> <td style="text-align: center;">□</td> </tr> </table>		□	_____ = _____ - _____
□			

□	3	_____ = _____ - _____	
<table border="1"> <tr> <td style="text-align: center;">10</td> </tr> </table>		10	_____ = _____ - _____
10			

□	_____ - _____ = _____		
<table border="1"> <tr> <td style="text-align: center;">6</td> <td style="text-align: center;">4</td> </tr> </table>	6	4	_____ - _____ = _____
6	4		

10	_____ - _____ = _____		
<table border="1"> <tr> <td style="text-align: center;">□</td> <td style="text-align: center;">0</td> </tr> </table>	□	0	_____ - _____ = _____
□	0		



Name \_\_\_\_\_

**Complete each number sentence.**

**1**  $10 - 8 = \underline{\quad}$     **2**  $3 = \underline{\quad} - 1$     **3**  $\underline{\quad} = 10 - 3$

**4**  $7 - \underline{\quad} = 2$     **5**  $8 - 5 = \underline{\quad}$     **6**  $6 = \underline{\quad} - 2$

**7**  $\underline{\quad} = 6 - 0$     **8**  $\underline{\quad} - 4 = 1$     **9**  $4 - 3 = \underline{\quad}$

**10**  $6 - 3 = \underline{\quad}$     **11**  $\underline{\quad} = 3 - 1$     **12**  $9 - \underline{\quad} = 4$

**13**  $\underline{\quad} = 9 - 7$     **14**  $7 - 3 = \underline{\quad}$     **15**  $\underline{\quad} - 1 = 6$

**16**  $5 = 6 - \underline{\quad}$     **17**  $10 = 10 - \underline{\quad}$     **18**  $10 - 5 = \underline{\quad}$

**19**  $\underline{\quad} = 8 - 8$     **20**  $9 - 3 = \underline{\quad}$     **21**  $\underline{\quad} = 10 - 1$

**22**  $5 - 2 = \underline{\quad}$     **23**  $\underline{\quad} = 4 - 2$     **24**  $2 = \underline{\quad} - 0$

## Subtract.

1  $10 - 1 = \underline{\quad}$

$9 - 1 = \underline{\quad}$

2  $10 - 2 = \underline{\quad}$

$9 - 2 = \underline{\quad}$

3  $10 - 3 = \underline{\quad}$

$9 - 3 = \underline{\quad}$

4  $10 - 4 = \underline{\quad}$

$9 - 4 = \underline{\quad}$

5  $10 - 5 = \underline{\quad}$

$9 - 5 = \underline{\quad}$

6  $10 - 6 = \underline{\quad}$

$9 - 6 = \underline{\quad}$

## Talk About It

Look at the numbers being subtracted from 10. Then look at the numbers being subtracted from 9.

How does the number being subtracted change?

Now look at the number sentences in each row.

What is the same? What is different?



### Subtract.

1  $10 - 8 = \underline{\quad}$

2  $9 - 7 = \underline{\quad}$

3  $8 - 6 = \underline{\quad}$

4  $7 - 5 = \underline{\quad}$

5  $6 - 4 = \underline{\quad}$

6  $5 - 3 = \underline{\quad}$

7  $4 - 2 = \underline{\quad}$

8  $3 - 1 = \underline{\quad}$

9  $2 - 0 = \underline{\quad}$

### Talk About It

Look at problems 1–9 in order.

How does the first number change in each problem?

How does the second number change?

What do you notice about each difference?

Write one addition fact and one subtraction fact for each number bond.

5	___ + ___ = ___
3    2	___ - ___ = ___

4	___ + ___ = ___
1    3	___ - ___ = ___

3	___ + ___ = ___
3    0	___ - ___ = ___

2	___ + ___ = ___
0    2	___ - ___ = ___

4    1	___ + ___ = ___
5	___ - ___ = ___

1    2	___ + ___ = ___
3	___ - ___ = ___

2    2	___ + ___ = ___
4	___ - ___ = ___

5    0	___ + ___ = ___
5	___ - ___ = ___



Write one addition fact and one subtraction fact for each number bond.

6	___ + ___ = ___
<div style="text-align: center;">4</div> <div style="text-align: center;">2</div>	___ - ___ = ___

6	___ + ___ = ___
<div style="text-align: center;">1</div> <div style="text-align: center;">5</div>	___ - ___ = ___

7	___ + ___ = ___
<div style="text-align: center;">0</div> <div style="text-align: center;">7</div>	___ - ___ = ___

7	___ + ___ = ___
<div style="text-align: center;">5</div> <div style="text-align: center;">2</div>	___ - ___ = ___

<div style="text-align: center;">3</div> <div style="text-align: center;">3</div>	___ + ___ = ___
6	___ - ___ = ___

<div style="text-align: center;">4</div> <div style="text-align: center;">3</div>	___ + ___ = ___
7	___ - ___ = ___

<div style="text-align: center;">1</div> <div style="text-align: center;">6</div>	___ + ___ = ___
7	___ - ___ = ___

<div style="text-align: center;">6</div> <div style="text-align: center;">0</div>	___ + ___ = ___
6	___ - ___ = ___

Name \_\_\_\_\_

**Write one addition fact and one subtraction fact for each number bond.**

8	—	+	—	=	—	
6	2	—	-	—	=	—

9	—	+	—	=	—	
4	5	—	-	—	=	—

9	—	+	—	=	—	
3	6	—	-	—	=	—

8	—	+	—	=	—	
5	3	—	-	—	=	—

1	7	—	+	—	=	—
8	—	—	-	—	=	—

2	7	—	+	—	=	—
9	—	—	-	—	=	—

1	8	—	+	—	=	—
9	—	—	-	—	=	—

0	8	—	+	—	=	—
8	—	—	-	—	=	—



Write one addition fact and one subtraction fact for each number bond.

10	___ + ___ = ___
8    2	___ - ___ = ___

10	___ + ___ = ___
4    6	___ - ___ = ___

10	___ + ___ = ___
3    7	___ - ___ = ___

10	___ + ___ = ___
5    5	___ - ___ = ___

1    9	___ + ___ = ___
10	___ - ___ = ___

2    8	___ + ___ = ___
10	___ - ___ = ___

0    10	___ + ___ = ___
10	___ - ___ = ___

6    4	___ + ___ = ___
10	___ - ___ = ___



**Write one addition fact and one subtraction fact for each number bond.**

7	—	+	—	=	—
3	—	-	—	=	—

2	—	+	—	=	—
1	—	-	—	=	—

4	—	+	—	=	—
4	—	-	—	=	—

6	—	+	—	=	—
2	—	-	—	=	—

9	—	+	—	=	—
1	—	-	—	=	—
10	—	-	—	=	—

4	—	+	—	=	—
4	—	-	—	=	—
8	—	-	—	=	—

0	—	+	—	=	—
9	—	-	—	=	—
9	—	-	—	=	—

2	—	+	—	=	—
3	—	-	—	=	—
5	—	-	—	=	—



1. Write the missing totals.
2. Color all the boxes with an addend of 1 red.
3. Color all the boxes with an addend of 2 blue.
4. Color all the boxes with a sum of 10 green.

$1 + 1$ 2	$1 + 2$ 3	$1 + 3$ 4	$1 + 4$ 	$1 + 5$ 6	$1 + 6$ 7	$1 + 7$ 8	$1 + 8$ 9	$1 + 9$ 10
$2 + 1$ 3	$2 + 2$ 4	$2 + 3$ 	$2 + 4$ 6	$2 + 5$ 7	$2 + 6$ 8	$2 + 7$ 9	$2 + 8$ 10	
$3 + 1$ 4	$3 + 2$ 	$3 + 3$ 6	$3 + 4$ 	$3 + 5$ 8	$3 + 6$ 9	$3 + 7$ 10		
$4 + 1$ 	$4 + 2$ 6	$4 + 3$ 7	$4 + 4$ 8	$4 + 5$ 	$4 + 6$ 10			
$5 + 1$ 6	$5 + 2$ 7	$5 + 3$ 8	$5 + 4$ 	$5 + 5$ 10				
$6 + 1$ 7	$6 + 2$ 	$6 + 3$ 9	$6 + 4$ 10					
$7 + 1$ 8	$7 + 2$ 	$7 + 3$ 10						
$8 + 1$ 9	$8 + 2$ 							
$9 + 1$ 10								

### Talk About It

How are all the facts in a row alike? How are they different?  
What do you notice about the totals in each row?

Complete each number sentence.

Subtraction Facts for 7	Subtraction Facts for 8	Subtraction Facts for 9	Subtraction Facts for 10
$7 - 0 = \underline{\quad}$	$8 - 0 = \underline{\quad}$	$\underline{\quad} - 0 = 9$	$10 - 0 = \underline{\quad}$
$7 - 1 = \underline{\quad}$	$8 - \underline{\quad} = 7$	$9 - 1 = \underline{\quad}$	$\underline{\quad} - 1 = 9$
$7 - 2 = \underline{\quad}$	$8 - \underline{\quad} = 6$	$9 - 2 = \underline{\quad}$	$\underline{\quad} - 2 = 8$
$7 - \underline{\quad} = 4$	$\underline{\quad} - 3 = 5$	$9 - \underline{\quad} = 6$	$10 - 3 = \underline{\quad}$
$7 - \underline{\quad} = 3$	$\underline{\quad} - 4 = 4$	$9 - 4 = \underline{\quad}$	$10 - \underline{\quad} = 6$
$7 - 5 = \underline{\quad}$	$8 - 5 = \underline{\quad}$	$\underline{\quad} - 5 = 4$	$10 - \underline{\quad} = 5$
$\underline{\quad} - 6 = 1$	$8 - 6 = \underline{\quad}$	$\underline{\quad} - 6 = 3$	$10 - \underline{\quad} = 4$
$7 - 7 = \underline{\quad}$	$8 - \underline{\quad} = 1$	$9 - \underline{\quad} = 2$	$\underline{\quad} - 7 = 3$
	$8 - 8 = \underline{\quad}$	$9 - \underline{\quad} = 1$	$10 - \underline{\quad} = 2$
		$9 - 9 = \underline{\quad}$	$\underline{\quad} - 9 = 1$
			$10 - 10 = \underline{\quad}$

### Talk About It

How are all the facts in a row alike?

How are all the facts in a column alike?

What do you notice about the answers in each row?

What do you notice about the answers in each column?



**Complete each number sentence.**

**1**  $1 + 3 = \underline{\quad}$       **2**  $4 - 3 = \underline{\quad}$       **3**  $3 = \underline{\quad} - 2$

**4**  $\underline{\quad} + 2 = 4$       **5**  $4 = 4 + \underline{\quad}$       **6**  $3 - 1 = \underline{\quad}$

**7**  $5 - \underline{\quad} = 4$       **8**  $4 + 1 = \underline{\quad}$       **9**  $\underline{\quad} - 3 = 2$

**10**  $1 + 1 = \underline{\quad}$       **11**  $5 - \underline{\quad} = 1$       **12**  $2 = 2 - \underline{\quad}$

**13**  $2 + 1 = \underline{\quad}$       **14**  $\underline{\quad} + 2 = 2$       **15**  $5 = \underline{\quad} + 2$

**16**  $4 = \underline{\quad} - 1$       **17**  $2 + 3 = \underline{\quad}$       **18**  $2 - \underline{\quad} = 1$

**19**  $3 - 2 = \underline{\quad}$       **20**  $\underline{\quad} + 4 = 5$       **21**  $5 - 5 = \underline{\quad}$

**22**  $1 + 0 = \underline{\quad}$       **23**  $3 + 1 = \underline{\quad}$       **24**  $\underline{\quad} - 2 = 2$

**Complete each number sentence.**

**1**  $2 + 4 = \underline{\quad}$       **2**  $6 - 4 = \underline{\quad}$       **3**  $7 + \underline{\quad} = 7$

**4**  $\underline{\quad} - 5 = 1$       **5**  $7 - \underline{\quad} = 3$       **6**  $\underline{\quad} + 1 = 6$

**7**  $6 - 6 = \underline{\quad}$       **8**  $\underline{\quad} = 4 + 3$       **9**  $\underline{\quad} = 7 - 2$

**10**  $\underline{\quad} = 5 + 2$       **11**  $1 = \underline{\quad} - 6$       **12**  $3 = 6 - \underline{\quad}$

**13**  $7 - \underline{\quad} = 6$       **14**  $6 = \underline{\quad} + 5$       **15**  $6 = 0 + \underline{\quad}$

**16**  $4 + \underline{\quad} = 6$       **17**  $2 + 5 = \underline{\quad}$       **18**  $\underline{\quad} - 0 = 6$

**19**  $\underline{\quad} + 3 = 6$       **20**  $\underline{\quad} = 7 - 5$       **21**  $7 = \underline{\quad} + 1$

**22**  $0 = \underline{\quad} - 7$       **23**  $7 = 3 + \underline{\quad}$       **24**  $4 = 6 - \underline{\quad}$



Name \_\_\_\_\_

**Complete each number sentence.**

**1**  $6 + 2 = \underline{\quad}$       **2**  $9 - 2 = \underline{\quad}$       **3**  $3 + \underline{\quad} = 8$

**4**  $\underline{\quad} - 4 = 4$       **5**  $9 - \underline{\quad} = 0$       **6**  $\underline{\quad} + 1 = 9$

**7**  $9 - 4 = \underline{\quad}$       **8**  $\underline{\quad} = 6 + 3$       **9**  $\underline{\quad} = 8 - 7$

**10**  $\underline{\quad} = 9 + 0$       **11**  $8 = \underline{\quad} - 0$       **12**  $3 = 9 - \underline{\quad}$

**13**  $9 - \underline{\quad} = 1$       **14**  $9 = \underline{\quad} + 4$       **15**  $8 = 4 + \underline{\quad}$

**16**  $2 + \underline{\quad} = 9$       **17**  $4 + 5 = \underline{\quad}$       **18**  $\underline{\quad} - 3 = 5$

**19**  $\underline{\quad} + 8 = 8$       **20**  $\underline{\quad} = 9 - 3$       **21**  $8 = \underline{\quad} + 6$

**22**  $2 = \underline{\quad} - 6$       **23**  $8 = 5 + \underline{\quad}$       **24**  $7 = 8 - \underline{\quad}$

**Complete each number sentence.**

**1**  $6 + 4 = \underline{\quad}$       **2**  $10 - 3 = \underline{\quad}$       **3**  $8 + \underline{\quad} = 10$

**4**  $\underline{\quad} - 1 = 9$       **5**  $10 - \underline{\quad} = 5$       **6**  $\underline{\quad} + 6 = 10$

**7**  $10 - 0 = \underline{\quad}$       **8**  $\underline{\quad} = 0 + 10$       **9**  $\underline{\quad} = 10 - 2$

**10**  $\underline{\quad} = 5 + 5$       **11**  $1 = \underline{\quad} - 9$       **12**  $6 = 10 - \underline{\quad}$

**13**  $10 - \underline{\quad} = 2$       **14**  $10 = \underline{\quad} + 7$       **15**  $10 = 5 + \underline{\quad}$

**16**  $\underline{\quad} + 1 = 10$       **17**  $7 + 3 = \underline{\quad}$       **18**  $\underline{\quad} - 10 = 0$

**19**  $2 + \underline{\quad} = 10$       **20**  $\underline{\quad} = 10 - 6$       **21**  $10 = \underline{\quad} + 9$

**22**  $5 = \underline{\quad} - 5$       **23**  $10 = 10 + \underline{\quad}$       **24**  $3 = 10 - \underline{\quad}$



Name \_\_\_\_\_

**Complete each number sentence.**

**1**  $6 + 2 = \underline{\quad}$       **2**  $2 - 2 = \underline{\quad}$       **3**  $2 + \underline{\quad} = 6$

**4**  $\underline{\quad} - 2 = 7$       **5**  $7 - \underline{\quad} = 1$       **6**  $\underline{\quad} + 1 = 3$

**7**  $5 - 3 = \underline{\quad}$       **8**  $\underline{\quad} = 3 + 2$       **9**  $\underline{\quad} = 3 - 0$

**10**  $\underline{\quad} = 2 + 2$       **11**  $5 = \underline{\quad} - 2$       **12**  $1 = 6 - \underline{\quad}$

**13**  $8 - \underline{\quad} = 7$       **14**  $0 = \underline{\quad} + 0$       **15**  $10 = 7 + \underline{\quad}$

**16**  $0 + \underline{\quad} = 1$       **17**  $4 + 3 = \underline{\quad}$       **18**  $\underline{\quad} - 4 = 4$

**19**  $\underline{\quad} + 1 = 2$       **20**  $\underline{\quad} = 9 - 4$       **21**  $8 = \underline{\quad} + 5$

**22**  $6 = \underline{\quad} - 4$       **23**  $9 = 3 + \underline{\quad}$       **24**  $1 = 4 - \underline{\quad}$



**Add.**

1  $6 + 2 = \underline{\quad}$

$2 + 6 = \underline{\quad}$

2  $4 + \underline{\quad} = 9$

$\underline{\quad} + 4 = 9$

3  $\underline{\quad} + 9 = 10$

$9 + \underline{\quad} = 10$

4  $4 + 3 = \underline{\quad}$

$3 + 4 = \underline{\quad}$

5  $7 + \underline{\quad} = 9$

$2 + \underline{\quad} = 9$

6  $5 + 1 = \underline{\quad}$

$1 + \underline{\quad} = 6$

**Talk About It**

What happens when the numbers you add are the same but the order of the numbers is different?



## Subtract.

1  $6 - 6 =$  \_\_\_\_\_      2  $7 - 7 =$  \_\_\_\_\_      3  $8 - 8 =$  \_\_\_\_\_

4  $10 - 0 =$  \_\_\_\_\_      5  $9 - 0 =$  \_\_\_\_\_      6  $8 - 0 =$  \_\_\_\_\_

7  $1 - 1 =$  \_\_\_\_\_      8  $2 - 2 =$  \_\_\_\_\_      9  $3 - 3 =$  \_\_\_\_\_

10  $6 - 0 =$  \_\_\_\_\_      11  $7 - 0 =$  \_\_\_\_\_      12  $5 - 0 =$  \_\_\_\_\_

13  $4 - 4 =$  \_\_\_\_\_      14  $5 - 5 =$  \_\_\_\_\_      15  $9 - 9 =$  \_\_\_\_\_

16  $3 - 0 =$  \_\_\_\_\_      17  $4 - 0 =$  \_\_\_\_\_      18  $2 - 0 =$  \_\_\_\_\_

## Talk About It

Circle all the facts that subtract 0. What do you notice about the numbers you find?

What do you notice about the facts that are not circled?











